




NEW PERSPECTIVE
ON A BETTER GROUND

PREMIUM
SPC Collection

NEXT GENERATION **SPC LAYERS**



















Our **Brand New SPC Collection** is up to the task in both home and commercial settings. Design your affordable, easy-care, and fashionable flooring, without sacrificing comfort and style.

A next generation, waterproof technology using Stone Plastic Composite flooring, our products feature an easy install-locking system, and five layers at a total thickness of 5 mm, including a special wear layer that protects against scratches, spills, and sun damage.



AREA OF USE



Airports & Terminal Buildings 	Shopping Malls & Food Court Areas 	Stores & Shops 	Cafes & Restaurants 
Schools 	Hotels 	Offices 	Exclusive Meeting Rooms 
Hospitals & Bank Branches 	Conference Halls 	Government Buildings 	Cinemas & Retail Areas 
Opera & Theater Halls 	Recreational Facilities 	Galleries & Museums 	Fairgrounds 

RESIDENTIAL & HOMES

The installation of all SPC Collection products is easy, quick, clean, and quiet. Choose our affordable and durable products to effortlessly build and maintain comfortable and refreshing living spaces. You can draw on a wide variety of design concepts to create your own decorative, warm, and playful floor combinations.

COMMERCIAL & RETAIL

With its waterproof Rigid Core technology, as well as antibacterial and acoustic qualities, the new SPC Collection can help you create comfortable working and living environments in a wide range of settings, from sports centers to schools, from hospitals to offices, and other commercial spaces.



CREATE YOUR OWN FLOOR

The installation of all WOODCA Flooring products is easy, quick, clean, and quiet. You can draw on a wide variety of design concepts to create your own *decorative, warm, and playful* floor combinations.



EASY MAINTENANCE



EASY INSTALLATION



DUST FREE

PREMIUM SPC FLOORING



A BETTER GROUND

All WOODCA Flooring products provide a better floor for indoor creativity. Our new SPC Collection is the perfect choice for better heat and sound insulation, functional tranquility, and comfort.



SOUND INSULATION



HEALTH & SAFETY



ECO FRIENDLY



A HEALTHY & WARMER GROUND

WOODCA Flooring products do not contain materials hazardous to health. We provide unmatched hygiene and heat insulation, ensuring healthier and warmer floors for everyone choosing our products.



WARM UNDERFOOT



PHTHALATE FREE



ANTIBACTERIAL

WATERPROOF

Thanks to its special multi-layered structure, our products are guaranteed to be waterproof, moisture resistant, and antibacterial.



WATERPROOF




ANTIBACTERIAL



4+1 MM

SPC Collection







1050 SENTEMA



1300 MORNA



1302 SPERTA



1304 BONEGA



1306 RAPIDA

SPC Collection



1405 PLATANO



4201 MALLUMO



4211 NATURA



4212 ARBARO



4213 AERO

SPC Installation and Maintenance Instructions

Area of application

SPC Design Floor is a hard-wearing, easy-care and decorative floor covering for private and commercial use. Due to the low construction height, it is suitable for new construction and renovation. The product can be laid in lounges, in rooms with high humidity such as bathroom, kitchen or cellar.

SPC Design Floor is suitable for hot water underfloor heating in accordance with DIN EN 1264 Part 3. Electric underfloor heating is not permitted.

Indoor climate

When acclimatizing the goods to the physical conditions and during installation, the temperature must be at least 18 °C, but should not exceed 30°C. After the installation a healthy living environment ensures personal well-being. Temperatures of 20-22°C and a relative humidity in the range of 35-65% are optimal. With underfloor heating, these values can already be achieved with a surface temperature of 24°C. Especially in winter you should observe the humidity and if necessary raise by appropriate measures.

Transport and Storage

SPC Design Floor must be adjusted to the room temperature, where it will be installed, for 48 hours in the closed packaging. In order to prevent edge damage and bending of the SPC, the packages may not be placed on the narrow sides or laid on underlay woods, but may only be transported and stored on a flat surface.

Clearances and joints

In rooms without strong sunlight, it is possible to install without expansion joints up to a length of 20 m. For large areas or complex layouts (L-, Z- or U-shape, "hourglass", constrictions, doorways) or if heavy or permanently installed structures obstruct the free movement of the floating installation, the floor must be separated at an appropriate place with an expansion joint. For areas with dynamic horizontal forces, such as those found in gyms, on sports and dance floors, the floor is not suitable.

Expansion joints in the screed must be taken over in the top ground. Between the floor covering and the wall as well as to all fixed installations, steel door frames or heating pipes, a lateral distance of at least 10 mm must always be maintained. Wooden frames are shortened at the bottom and the coating is pushed underneath. On the walls, the distance is secured with wedges during installation.

Later, the wedges are removed and the distances covered with suitable baseboards, transition rails and pipe rosettes.

Floating installation requires the floor covering in the doorways to be separated.

Directly adjacent surfaces with extremely different temperatures should be separated if necessary. Intense sunlight can cause thermal expansion. Suitable shading measures prevent overheating.

Before the installation

The packages may only be opened immediately before installation. Always mix items from multiple packages. Before installation, check the individual elements for correctness of color and structure and possible damage in good lighting. A claim for compensation for recognizable defective but already processed material does not exist. Differences in color and structure are material typical and not a reason for complaint.

For items with a high static pressure load, weight distribution must be provided in accordance with the weight (load distribution plate).

How is SPC Design flooring installed?

SPC Design Floor has integrated sound insulation on the underside and is installed floating without any additional insulation underlay.

In the floating installation, the elements are connected without glue to each other by the profiling.

Recommended tool

You need folding rule, pencil, joiner's angle, cutter or lever cutter, if necessary hole saw, spacer wedges and a slap block.

Ground quality (DIN 18365 paragraph 3)

The ground must be free of old textile coverings, clean, permanently dry, even, firm and stable. Loose, soft or resilient old coverings must always be removed. The flatness must correspond to DIN 18202 table 3 line 4, but should not exceed 2mm/m. Bumps must be removed and pits must be filled.

The following maximum moisture contents apply to new screeds:

Screed type	unheated	Floor heating
Cement	2,0 %	1,8 %
Calcium sulfate	0,5 %	0,3 %

(Reference CM measurement)


For underfloor heating, the maximum permissible heat output is 55 W/m and must be distributed evenly over the area.

The surface temperature of heated screed must not exceed 29 °C.


Installation step by step

Install the first board with the spring side facing the wall. Then, the second plank is wrapped from the front side from above into the first one..

installation direction ▶



The last element of the series will be shortened: Scratch the decor side with a craft knife, then bend at this point and cut completely.



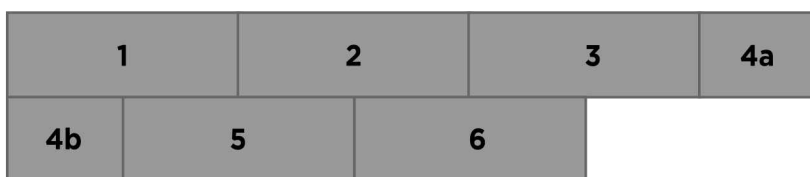
Make sure that the first track is laid exactly straight and secure the 10 mm wall distance with wedges, also at the two ends.

Following lines:

The offset of the end joints between two adjacent rows must be at least 40cm or 1/2 plank length. If the remaining section does not fit, just take it as the beginning of the next row and use a matching, new cut.


Insert the beginning piece angled into the long side of the row already in place and lock it by gently folding it down. The next element is also first infiltrated on the long side and locks properly when folded down at the head end.

Installation direction ▶



To ensure that the profiles interlock reliably, the longitudinal joints must be tapped with dosed blows with a slap block and rubber mallet.

The elements of the last row are cut to size and fitted with 10 mm clearance to the wall.



Finishing

All wedges must be removed. Skirting boards, transition rails and pipe rosettes are installed.



Cleaning and care

(Vinyl Design Floor) has ex works an easy-care and very durable surface. The cleaning and care effort is minimal and crucial for the longevity of your floor.

Incorrect cleaners, sand, acidic or alkaline substances, solvents, stiletto heels, metal and metal abrasion can attack the surface and lead to bruises, scratches or discoloration. Furniture must have clean sliders; office chairs must have suitable soft rolls. Under office chairs, a suitable floor protection mat must also be installed. Spotting and aggressive substances must be removed immediately from the surface. The use of clean-up zones considerably reduces the amount of dirt introduced. Remove dust and loose dirt regularly by sweeping or vacuuming with a parquet nozzle.



NEW PERSPECTIVE ON A BETTER GROUND

All QUA SPC Collection products provide a better floor for indoor creativity. Our new SPC Collection is the perfect choice for better heat and sound insulation, functional tranquility, and comfort.

SPC RIGID FLOORS 5 mm. SPC Click + IXPE

Dimensions (Planks or tiles)	Quantity in a Package(m ²),(ft ²)	Quantity in a Package (pcs)
177,8 x 1.219,2	2,167 m ² / 23.325 ft ²	10 pcs
228,6 x 1.219,2	2,230 m ² / 24.003 ft ²	8 pcs

4 mm. SPC Click

Dimensions (Planks or tiles)	Quantity in a Package(m ²),(ft ²)	Quantity in a Package (pcs)
177,8 x 1.219,2	2,167 m ² / 23.325 ft ²	10 pcs
228,6 x 1.219,2	2,230 m ² / 24.003 ft ²	8 pcs

TECHNICAL SPECIFICATIONS

EN 16511

PREMIUM SPC FLOORING

Loose-laid panels-Semi-rigid multilayer modular floor (MMF) covering panels with wear resistant top layer.

PRODUCT SPECIFICATION	STANDARD	4mm 0,30mm SPC Click	4 mm. 0,55 mm. SPC Click
 Total Thickness	ISO 24337	4,00 mm.	4,00 mm.
 Thickness of Wear Layer		0,30mm	0,55 mm.
 Total Weight	EN ISO 23997	7.850 kg/m ²	7140 kg/m ²
 Usage Classification	EN 16511	Class 23 / Class 31	Class 23 / Class 34
 Plank Size	ISO 24337	Click: 177,8 x 1219,2 mm Click: 228,6 x 1219,2 mm	Click : 177,8 x 1219,2 mm. Click : 228,6 x 1219,2 mm.
 Packaging Per Carton: Planks		Click: 177,8x 1219,2 mm, 2,167 m ² 10 pcs. Click: 228,6x 1219,2 mm, 2,230 m ² 8 pcs.	Click: 177,8 x 1219,2 mm, 2,167 m ² 10 pcs. Click: 228,6 x 1219,2 mm, 2,230 m ² 8 pcs.
 Underlayment optionally IXPE		+ 1mm IXPE Underlay	+ 1mm IXPE Underlay
 Surface treatment (UV)		Yes	Yes
 Beveled Edges		Yes -Micro Bevel	Yes -Micro Bevel
 Dimensional Stability	EN-ISO 23999	≤0,15%	≤0,15%
 Reaction to Fire	EN 13501-1	BFL-S1	BFL-S1
 Residual Indentation	ISO 24343-1	≤ 0,05 mm	≤ 0,05 mm
 Furniture Leg	EN 424	No damage	No damage
 Castor Chair	ISO 4918 - EN 425	No change	No change
 Locking Strength	ISO 24334	Longitudinal joint: 3.7 kN/m, Trans joint 3.6 kN/m	Longitudinal joint: 3.4 kN/m, Trans joint 3.6 kN/m
 Impact Sound Reduction with 1mm IXPE Underlay	EN ISO 717-2	21 dB	19 dB
 Light Fastness	EN ISO 105-B02	6	6 -7
 Resistance to Staining	EN 438-2	Groups 1 - 3: grade 5	Groups 1 - 3: grade 5
 Micro Scratch Resistance	EN 16094	MSR-A2	MSR-A2
 Impact Resistance	EN 13329 Annex F	> 1800 mm	> 1800 mm
 Abrasion Resistance	EN 13329 Annex E	≥ 2000 cycles	≥ 4000 cycles
 Thermal Resistance	EN 12664	0,0160 m ² K/W	0,0177 m ² K/W
 Slip Resistance	DIN 51130 EN 13893	R9 μ _z ≥ 0,30 DS	R9 μ _z ≥ 0,30 DS
 Static Electrical Propensity	EN 1815	≤2kV	≤2kV
 Formaldehyde	EN 717-1:2014	E1 (Formaldehyde Free)	E1 (Formaldehyde Free)
 STC Sound Testing with 1mm IXPE Underlay	ASTM 492-09	-	STC 52
 IIC Sound Testing with 1mm IXPE Underlay	ASTM E 989-18	-	IIC 55
 Pentachlorophenol (PCP)	CP 491510-01	PCP Free	PCP Free
 Floor Heating System	Yes suitable, see separate installation instructions.	Max. 29° C	Max. 29° C
FloorScore	Indoor Air Quality Certified to SCS-ECT10.3-2014 v4.0	SCS-FS-05915	SCS-FS-05915
TVOC	EN 16516, ISO 16000	A+	A+

